



Operating instructions

1. General terms:


1.1. Product description:

Bite Registration Wax lemon flavoured, yellow - soft
Bite Registration Wax strawberry flavoured, pink - hard
Bite Registration Wax apple flavoured, green- medium hard

1.2. Delivery form:

Content	612-0490	yellow soft	612-1850	Content
490 gr.	613-0490	pink hard	613-1850	1850 gr.
	614-0490	green medium-hard	614-1850	

1.3. Manufacturer:

 **YETI Dentalprodukte GmbH - Industriestraße 3 –**
D-78234 Engen/Germany
Tel.: 0049-7733-9410-0; FAX: 0049-7733-9410-22

1.4. Storage:

Store at room temperature of at least +10°C up to +30°C
 Protect from UV radiation ; lower temperatures of under +8°C and particularly temperatures below zero can embrittle this product.
 Protect from any blow or dropping.

2. Use according to determinations:

Bite registration wax for use in dental laboratories, especially for the denture technique (total and partial)
 To registrate the „biting situation“ in a patients mouth.

The shape / form of bite registration wax is changeable when it is warmed up with a Bunsen burner or in a double boiler. Liquefaction or warming-up of wax for bite registration only to be done by skilled personnel and without exception only outside patients mouth. To avoid swallowing, suffocation or burning of mucous membranes do not insert too small or too hot pieces into the patients mouth.

Any claims on warranty or liability will not be accepted if not used according to determinations !

3. Caution:

1. Ensure that unqualified persons (e.g. children) do not come into contact with this product (danger of swallowing).
2. Hot wax can cause burning on skin - avoid contact of hot wax with skin (Safety clothing if necessary)
 Inhalation of hot wax vapours should be avoided
3. Wax should only be inserted into patients mouth for a short time and not continuously.
4. In order to avoid swallowing or suffocation connect bite registration properly.

4. Operating instructions:

4.1. Preparation

Open the packaging at the top.

4.2. Application

Desinfect bite registration wax and adapt to mouth situation after having warmed up (Bunsen burner / double boiler) product. Ask patient to bite the registration being relaxed. Remove.

4.3 After application

Clean and desinfect the removed registration.

Close packaging and protect from dust.

5. Disposal:

According to current local regulations.








6. Durability:

Consumables should be used rapidly after opening and used up within a few months.
Flavouring agents are non-toxic and evaporate !

Dokument:	Erstellt am/von:	geändert am/von:	Revision:	freigegeben am/von:	Seitenzahl:
BA	25.01.2017/TB	09.10.2017/ST	0	09.10.2017/TB	Seite 1 von 2

Operating instructions

7. Symbols

	Manufacturer
	CE sign
	FOR DENTAL PROFESSIONALS ONLY (USA)
	Non steril product
	lot number
	manufacturing date
	EXP

Dokument:	Erstellt am/von:	geändert am/von:	Revision:	freigegeben am/von:	Seitenzahl:
BA	25.01.2017/TB	09.10.2017/ST	0	09.10.2017/TB	Seite 2 von 2