

Endodontics

#whdentalwerk
f @ in ▶
video.wh.com

Now at
your dealer
or wh.com



Endodontics

COMPANY	4 – 5
Product overview of Entran, Endo Cursor, Endea, Endo NiTi	6 – 7
Entran	8 – 9
Endea Endo Cursor	10 – 11
Endea, Endo NiTi	12 – 13

People have **Priority**

W&H at a glance

- › Headquarters in Austria
- › 1,200 employees worldwide
- › Established 1890 in Berlin by Jean Weber and Hugo Hampel
- › Production facilities in Austria, Italy and Sweden
- › Represented in 110 countries
- › Export share over 95 %

For more information see
wh.com



W&H Dentalwerk
Bürmoos (A)



W&H Sterilization
Brusaporto (I)



The stakes are high.
We are working
with **people**.

Our most important tool is experience: W&H has been manufacturing high-quality handpieces and contra-angles since 1890. And the company has produced genuine advances in the field of endodontics over the years.

The secret of our success: W&H has always placed people – regardless of whether they are partners, customers, patients or employees – in the centre. An example. We know: even educated people prefer not to read long introductions. We therefore stop here.

Your **advantages** at a glance



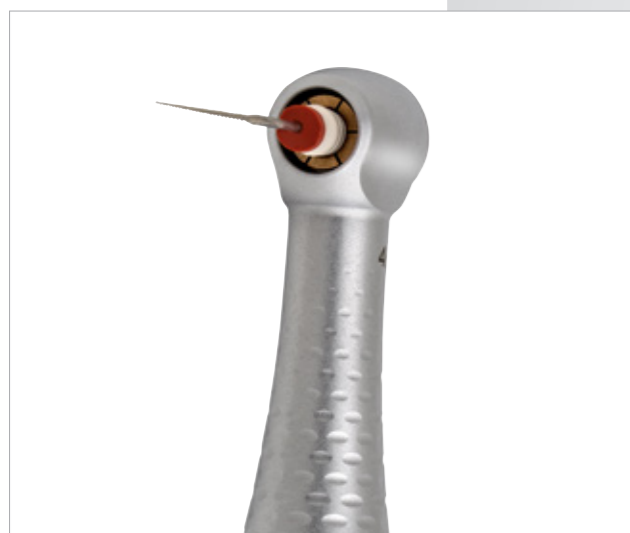
Dr. med dent. Holger Dennhardt
specialist for dentistry and odontology,
specialist for endodontics.

»A dream comes true: wireless working!
Complete freedom of movement
with no obstacles.«

Entran

- › Wireless for complete freedom of movement
- › Contra-angle attachment with extremely small head for the best possible access to the treatment site
- › Torque limiting and torque control
- › Auto reverse and auto forward mode
- › Reliability with long-life Li-ion battery
- › Ergonomic drive handpiece for fatigue-free and comfortable working
- › Contra-angle attachment thermo washer disinfectable and sterilizable

[More information from page 9](#)




Dr. Manfred Krah
specialist for dentistry and odontology.

»I can keep using my hand files!«

Endea Endo Cursor

- › Proven hand files can still be used
- › Oscillating file movements
- › Fast and fatigue-free working
- › Thermo washer disinfectable and sterilizable

[More information from page 11](#)



Dr. Dr. Simon Enzinger
specialist for oral and
maxillofacial surgery.

»The smallest head!
I have an outstanding view
into the patient's mouth.«

Endea Endo NiTi

- › Small head for best possible access to the treatment site
- › Hygienically perfect, easy to use with non-slip handle
- › Fully ball bearing mounted for precise transmission of speed to the file (Endea)
- › Thermo washer disinfectable and sterilizable

[More information from page 13](#)



Absolute freedom of movement

Cordless and safe:

Entran is an easy-to-use endodontic system that is safe and effective in use.



Entran



Nickel-titanium files
Precise, fast and efficient preparation of the root canal with 360° rotation.



Small head
The extremely small head enlarges the field of vision and offers the best possible access to the treatment site.



Safety functions
The autoreverse and autoforward modes with automatic safety stop minimize the risk of file breakage.



Torque control
The LED control ring lights up when over 75 % of the set torque is reached.



Maximum comfort
Ergonomically shaped drive handpiece for comfortable and fatigue-free working.



360° rotating contra-angle attachment
The contra-angle attachment can be attached to the drive handpiece as required. This means flexible handle positions during treatment.

Ideal for use with hand files

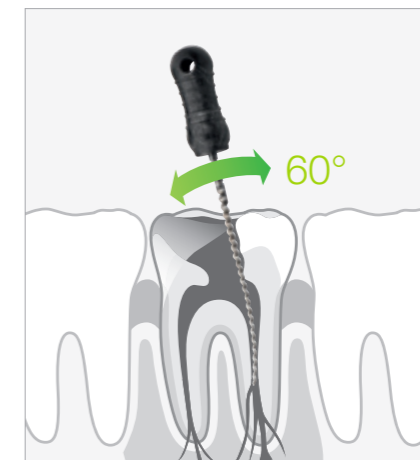
Fast, efficient and convenient.

The Endea Endo Cursor supports your work with proven hand files, except that it is motorized.

It makes your work significantly faster and virtually fatigue-free.



Endea Endo Cursor



Stainless steel hand files
Root canal preparation with 60° rotary file motion.



Small head and slim shape
Excellent view with optimum access to the treatment site, particularly in the molar region.

Contra-angles specially for nickel-titanium files

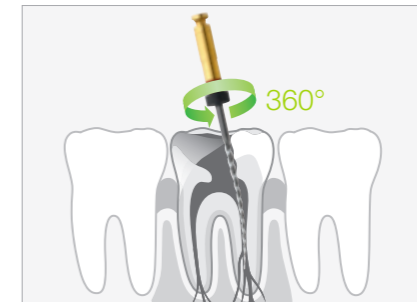
Versatile, precise and practical.

The Endea and Endo NiTi contra-angles guarantee the best possible access to the treatment site and have been specially designed for efficient working with highly elastic nickel-titanium files.



Endea

Endo NiTi



Nickel-titanium files

Precise, fast and efficient preparation of the root canal with 360° rotation.



Shortened file shafts

They reduce the overall working height and simplify access, particularly to the posterior region of the oral cavity.



Very high quality

The extremely durable contra-angles are an example of reliability and are particularly quiet in operation.



Extremely small head

Endea, with its extremely small head, offers even better access to the treatment site.



Fully ball bearing mounted

The extremely durable steel ballbearings in the Endea ensure precise transmission of speed to the file.

Entran



EB-3 H handpiece drive	
Battery type:	Li-ion
Battery voltage:	3.7 V
Rated capacity:	680 mAh
Speed at root canal instrument:	300 min ⁻¹
Torque stages:	0.5 / 1.0 / 1.5 / 2.5 / 4.0 Ncm
Weight:	85 g

EB-16 contra-angle head	
Transmission ratio:	16:1
Coupling system:	W&H coupling
Recommended root canal instruments according to EN ISO 1797-1:1995:	Files for rotary root canal preparation at 300 min ⁻¹ with a shaft diameter of Ø 2.35 mm
Weight:	35 g
Hygiene:	thermo washer disinfectable / sterilizable

Charging station	
Mains voltage:	100 – 240 V
Permissible voltage fluctuation:	±10 %
Frequency:	50 – 60 Hz
Rated current:	0.08 – 0.12 A
Power:	5 W
Weight:	345 g

Endea Endo Cursor



Type:	EB-62
Transmission ratio:	4:1
Recommended root canal instruments:	Hand root canal instruments Ø 3.6 – 4 mm
Max. motor speed:	6,000 min ⁻¹
Connection diameter:	20 mm
Coupling system:	Motors with ISO connection according to ISO 3964 (DIN 13.940)

Endea



Type:	EB-75	EB-79
Transmission ratio:	16:1	2:1
Recommended root canal instruments according to EN ISO 1797-1:1995:	Nickel-titanium files, suitable for 360° rotation, shaft diameter 2.35 mm (type 1)	
Connection diameter:	20 mm	
Coupling system:	Motors with ISO connection according to ISO 3964 (DIN 13.940)	

Endo NiTi



Type:	WD-73 M	WD-74 M
Transmission ratio:	70:1	128:1
Recommended root canal instruments as per EN ISO 1797-1:1995:	Nickel-titanium files, suitable for 360° rotation, shaft diameter 2.35 mm (type 1)	
Connection diameter:	20 mm	
Coupling system:	Motors with ISO connection according to ISO 3964 (DIN 13.940)	

W&H Dentalwerk Bürmoos GmbH

Ignaz-Glaser-Straße 53, Postfach 1

5111 Bürmoos, **Austria**

t +43 6274 6236-0

f +43 6274 6236-55

office@wh.com

wh.com

20881 AEN Rev. 004 / 31.01.2019

Subject to alterations

Pictures are for illustrative purposes only. Additional
equipment and accessories shown are not included as standard.