



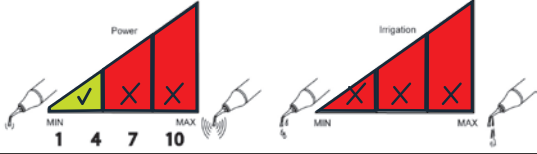

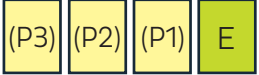

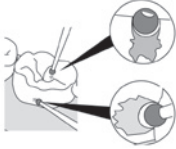

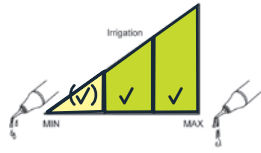



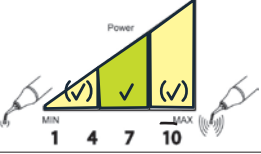
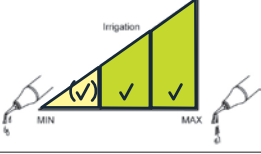
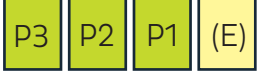

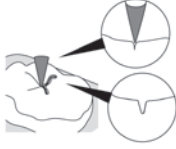
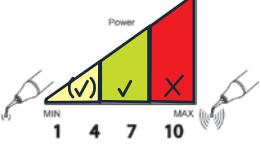
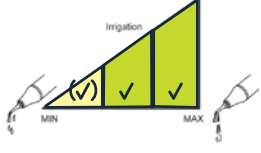
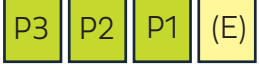



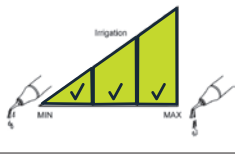
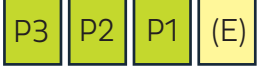



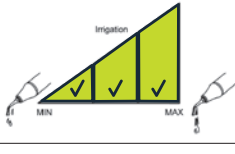


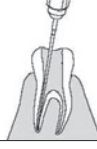
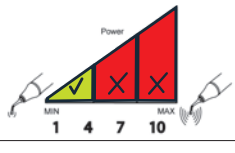
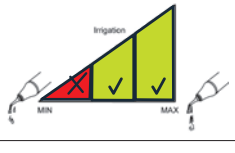


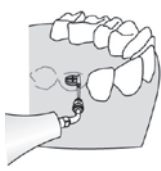
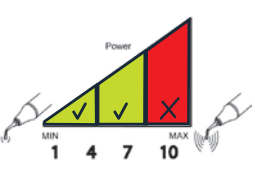

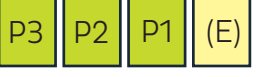
# KaVo PiezoLED™ Ultraschall-Scaler Einstellungsempfehlung

PIEZO Scaler Tips	Produktkennzeichnung	Indikationsbereich	Leistungseinstellung	Spraywassermenge	Moduseinstellung*
	Scaler Tip 201				P3 P2 P1 (E)
	Scaler Tip 202				P3 P2 P1 (E)
	Scaler Tip 203				P3 P2 P1 (E)
PIEZO Paro Tips	Produktkennzeichnung	Indikationsbereich	Leistungseinstellung	Spraywassermenge	Moduseinstellung*
	Paro Tip 210 + 211				P3 P2 P1 (E)
	Paro Tip 212 + 213				P3 P2 P1 (E)
	Paro Tip 214				P3 P2 P1 (E)

■ zulässig   
 ■ möglich   
 ■ unzulässig

\* Einstellung nur an ESTETICA Behandlungseinheiten und Primus 1058 Life möglich.  
PiezoLED an Primus 1058 ist auf P3 festgelegt.

# KaVo PiezoLED™ Ultraschall-Scaler

	Produktkennzeichnung	Indikationsbereich	Leistungseinstellung	Spraywassermenge	Moduseinstellung*
<b>PIEZO Prep Tips</b>					
					
					
					
<b>PIEZO Endo Tips</b>					
	 Spitze nicht verwendbar für Primus 1058				
	 Spitze nicht verwendbar für Primus 1058				
<b>PIEZO Implant Tips</b>					

zulässig
  möglich
  unzulässig

\* Einstellung nur an ESTETICA Behandlungseinheiten und Primus 1058 Life möglich.  
PiezoLED an Primus 1058 ist auf P3 festgelegt.